

QRC06020 Datasheet

2.4/5 GHz Compound-loop Dual-band Antenna

Applications

- Wi-Fi IoT modules
- Routers

Features

- Excellent omni-directional radiation patterns
- Very compact form factor
- Standard low-cost FR4 material

Key Specifications

- Average efficiency
 - 81.7% (2.4 GHz)
 - 77.1% (5 GHz)
- Peak gain
 - 2.13 dBi (2.4 GHz)
 - 1.42 dBi (5 GHz)

Overview

The QuantalRF QRC06020 is a compact, high-efficiency PCB antenna for dual-band Wi-Fi 4, Wi-Fi 5, Wi-Fi 6 and Wi-Fi 7. The base design which is specified in this data sheet can be customized to specific use cases and applications to ensure that all customer demands are met. The QRC06020 provides superior efficiency compared to other antennas of similar size which can be utilized for longer range and/or reduced power consumption.

Contents

- 1 Antenna Specifications 3
 - 1.1 Electrical Specifications 3
 - 1.2 Mechanical and Environmental Specifications 3
- 2 Antenna Performance 4
 - 2.1 VSWR 4
 - 2.2 Return loss 5
 - 2.3 Efficiency 6
 - 2.4 Average gain 7
 - 2.5 Peak gain 8
 - 2.6 2D Radiation patterns 9
 - 2.6.1 Azimuth plane 9
 - 2.6.2 Elevation plane 9

1 Antenna Specifications

1.1 Electrical Specifications

Table 1: General specifications

Parameter	Specification
Frequency range	2400 – 2500 MHz, 5150 – 5850 MHz
Impedance	50 Ω
Polarization	Linear
Radiation Pattern	Omnidirectional

Table 2: Detailed specifications

Parameter	2400 – 2500 MHz	5150 – 5850 MHz
Maximum VSWR	1.78	1.57
Minimum return loss (dB)	11.0	13.1
Average efficiency (%)	81.7	77.1
Average gain (dBi)	-0.88	-1.12
Maximum peak gain (dBi)	2.13	1.42

1.2 Mechanical and Environmental Specifications

Parameter	Specification
Antenna dimensions	10.8 mm x 20.4 mm
Antenna type	Integrated on PCB
Material	FR4 ($\epsilon_r = 4.4$, $\tan\delta = 0.02$)
Operating temperature	-40C to +85C
Storage temperature	-40C to +85C

2 Antenna Performance

2.1 VSWR

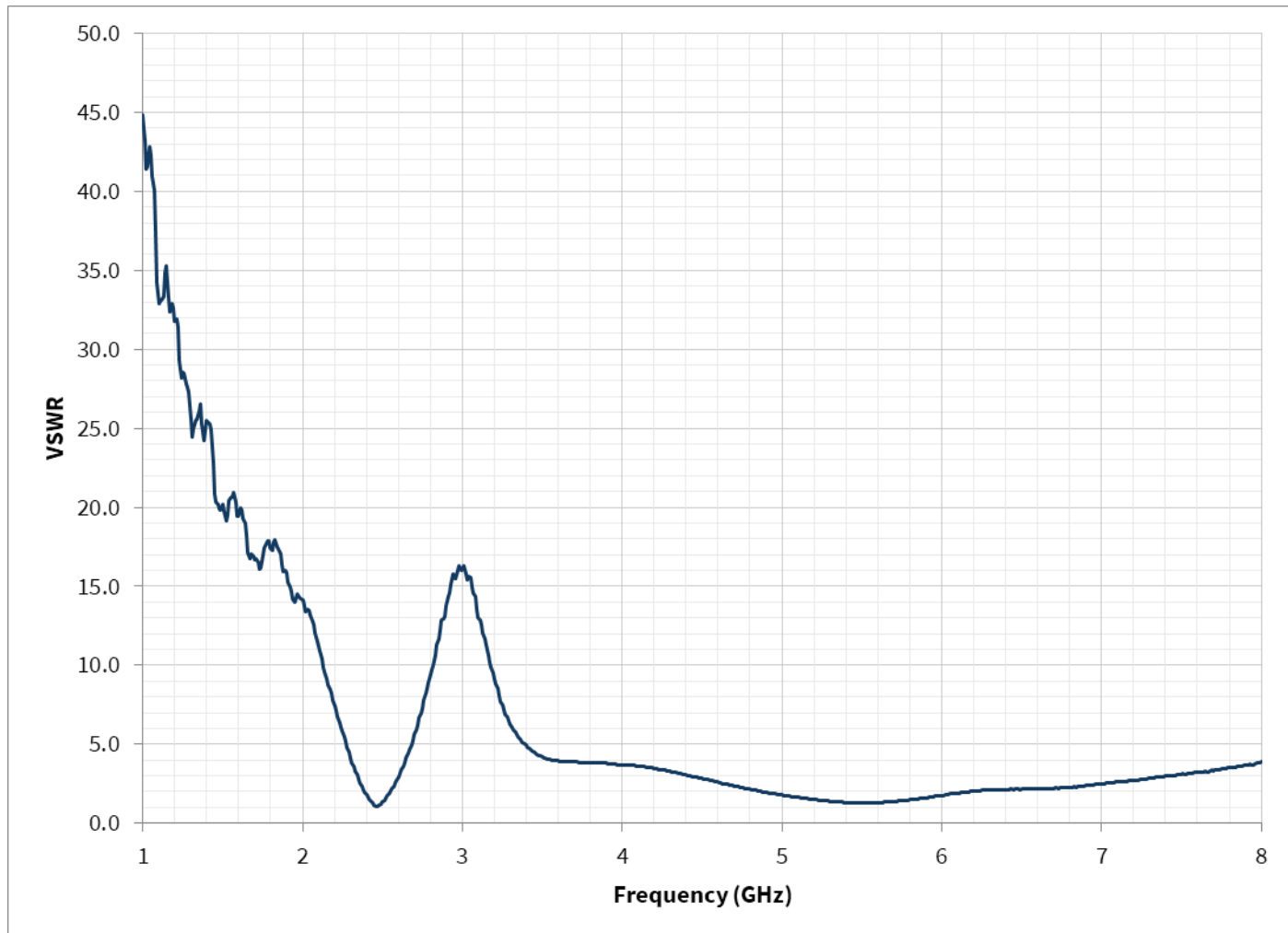


Table 3: 2.4 GHz VSWR

Frequency (MHz)	2400	2420	2440	2460	2480
VSWR	1.78	1.50	1.25	1.05	1.14

Table 4: 5 GHz VSWR

Frequency (MHz)	5150	5200	5250	5300	5350
VSWR	1.57	1.50	1.45	1.40	1.35
Frequency (MHz)	5400	5450	5500	5550	5600
VSWR	1.32	1.29	1.28	1.28	1.31
Frequency (MHz)	5650	5700	5750	5800	5850
VSWR	1.33	1.38	1.42	1.48	1.54

2.2 Return loss

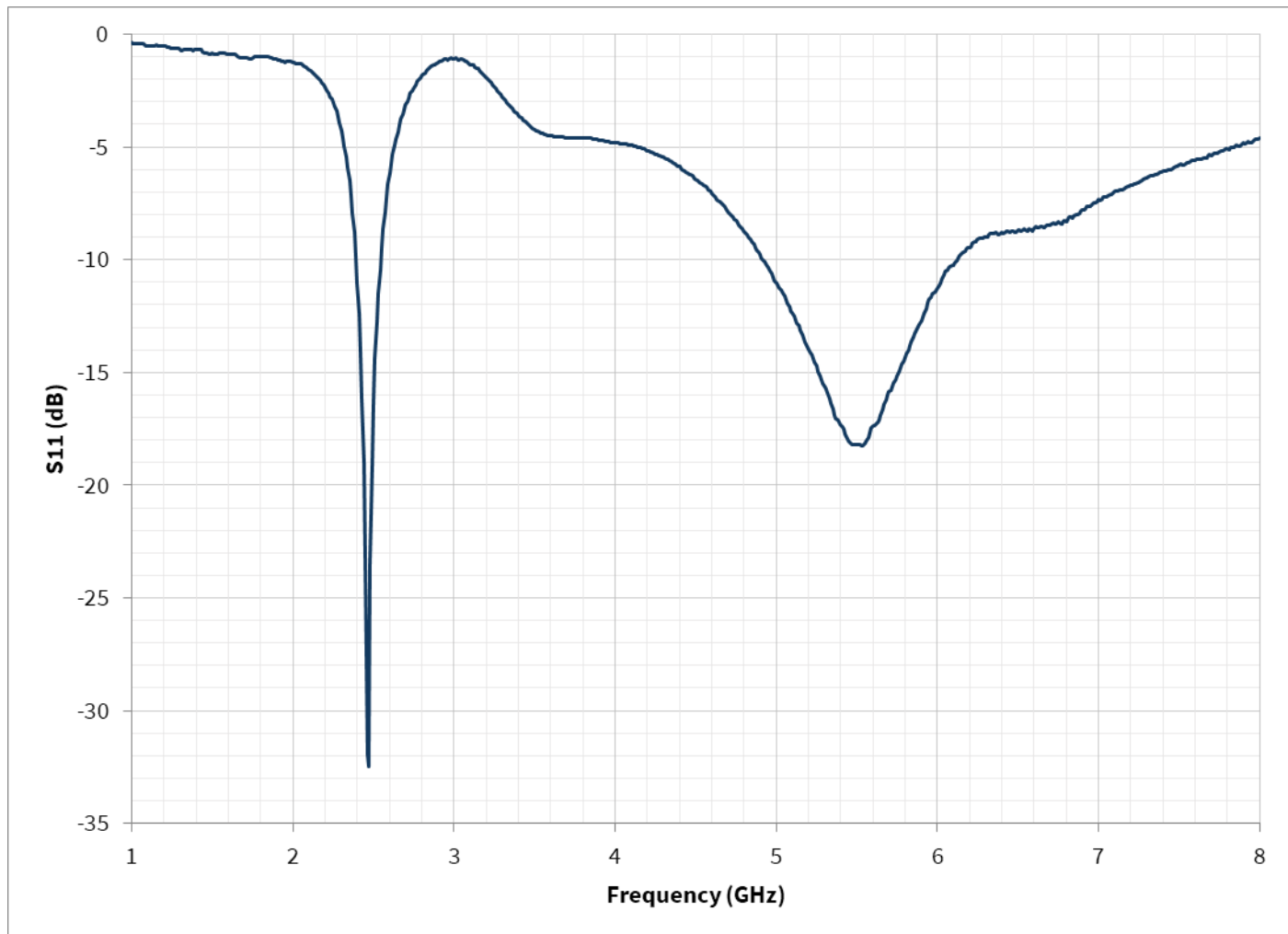


Table 5: 2.4 GHz Return loss (dB)

Frequency (MHz)	2400	2420	2440	2460	2480
Return loss (dB)	11.0	14.1	19.0	32.0	23.5

Table 6: 5 GHz Return loss (dB)

Frequency (MHz)	5150	5200	5250	5300	5350
Return loss (dB)	13.1	14.0	14.7	15.6	16.6
Frequency (MHz)	5400	5450	5500	5550	5600
Return loss (dB)	17.3	18.0	18.2	18.2	17.4
Frequency (MHz)	5650	5700	5750	5800	5850
Return loss (dB)	16.9	15.9	15.2	14.3	13.4

2.3 Efficiency

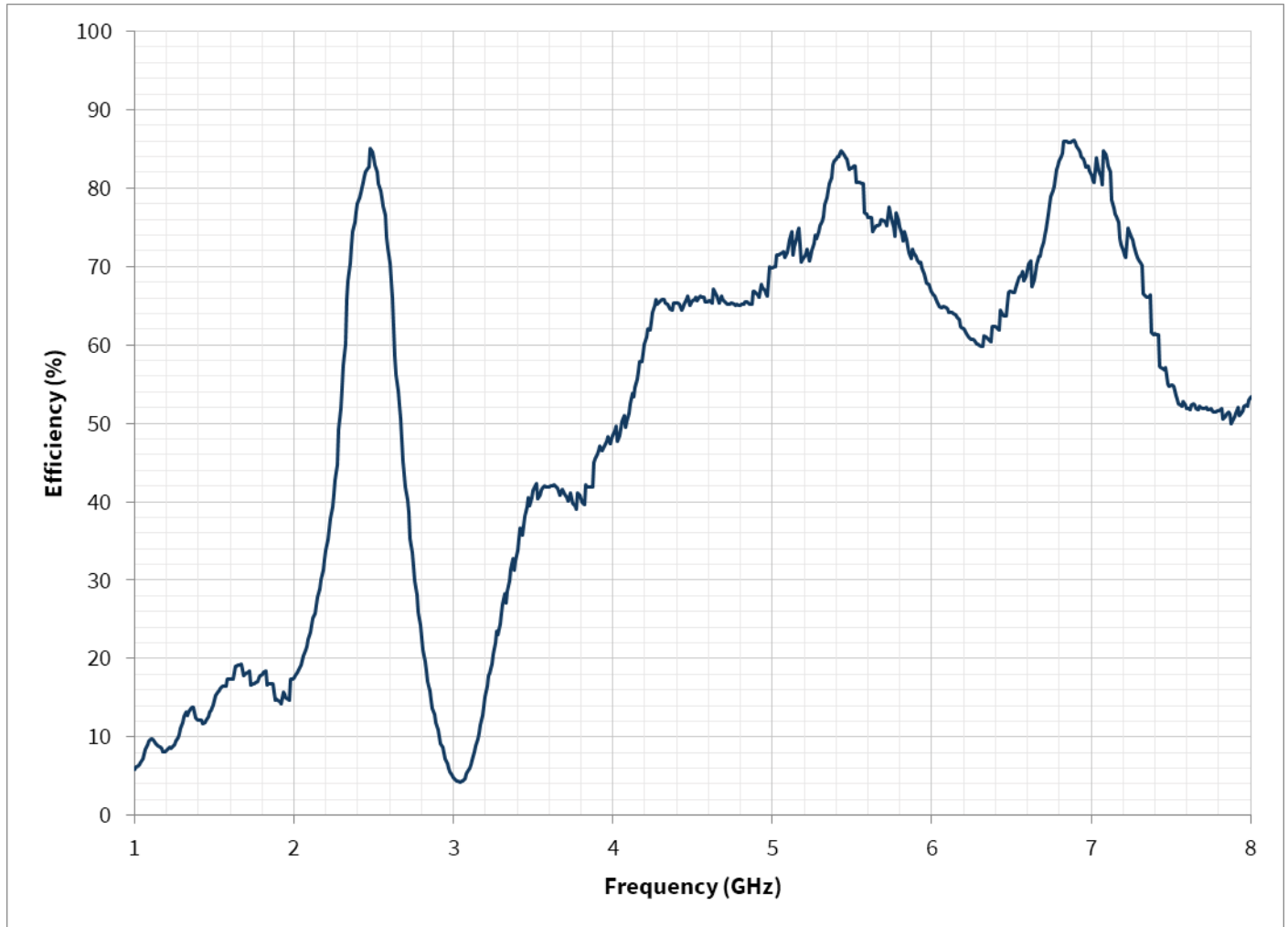


Table 7: 2.4 GHz Efficiency (%)

Frequency (MHz)	2400	2420	2440	2460	2480
Efficiency (%)	78.1	79.4	81.4	82.5	85.1

Table 8: 5 GHz Efficiency (%)

Frequency (MHz)	5150	5200	5250	5300	5350
Efficiency (%)	73.6	71.3	72.1	75.1	79.6
Frequency (MHz)	5400	5450	5500	5550	5600
Efficiency (%)	83.7	84.2	82.5	80.7	76.3
Frequency (MHz)	5650	5700	5750	5800	5850
Efficiency (%)	75.2	75.8	76.1	75.1	72.5

2.4 Average gain

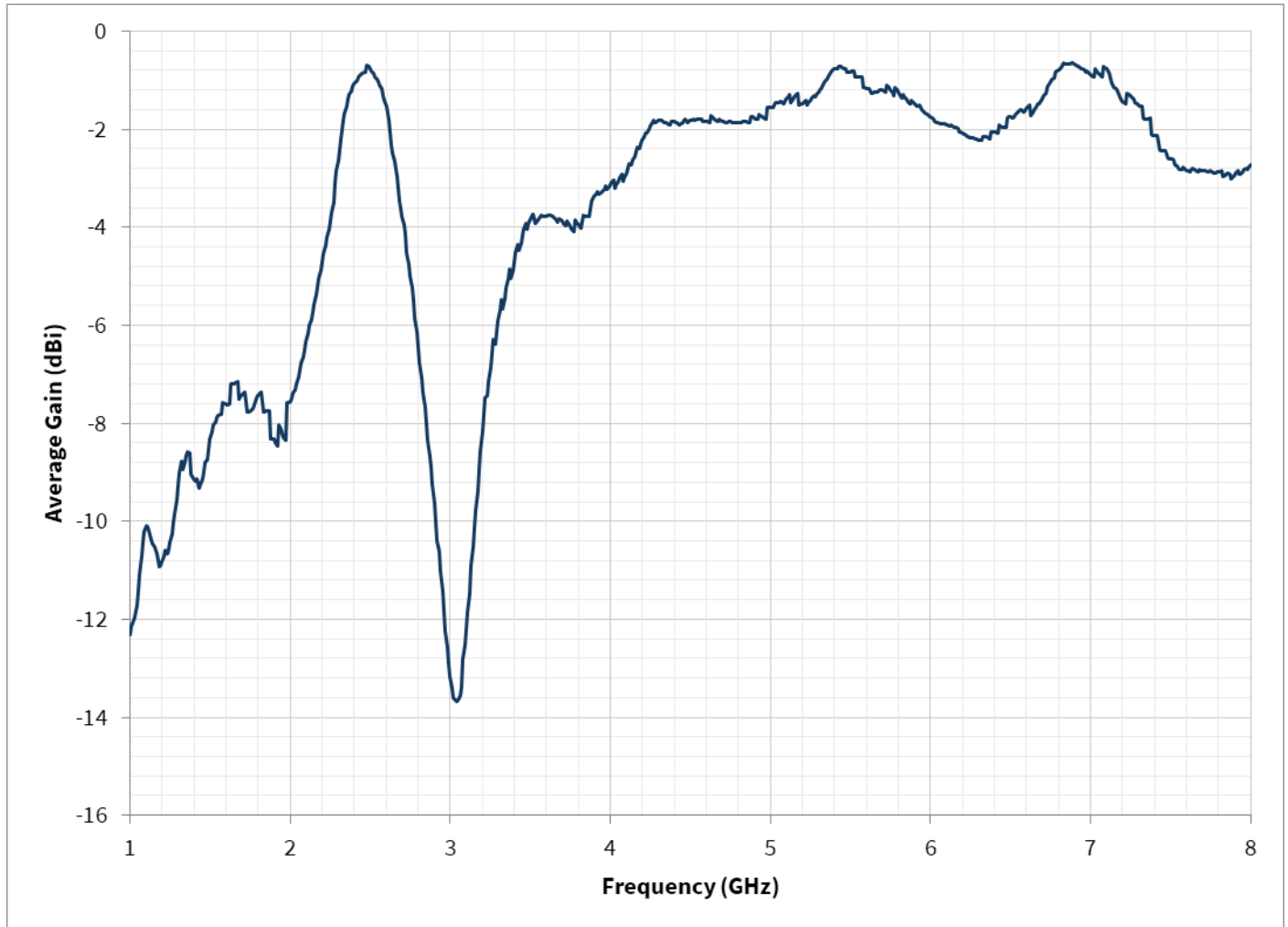


Table 9: 2.4 GHz Average gain (dBi)

Frequency (MHz)	2400	2420	2440	2460	2480
Average gain (dBi)	1.08	1.00	0.89	0.83	0.70

Table 10: 5 GHz Average gain (dBi)

Frequency (MHz)	5150	5200	5250	5300	5350
Average gain (dBi)	1.33	1.47	1.42	1.24	0.98
Frequency (MHz)	5400	5450	5500	5550	5600
Average gain (dBi)	0.77	0.75	0.83	0.93	1.17
Frequency (MHz)	5650	5700	5750	5800	5850
Average gain (dBi)	1.24	1.20	1.19	1.25	1.40

2.5 Peak gain

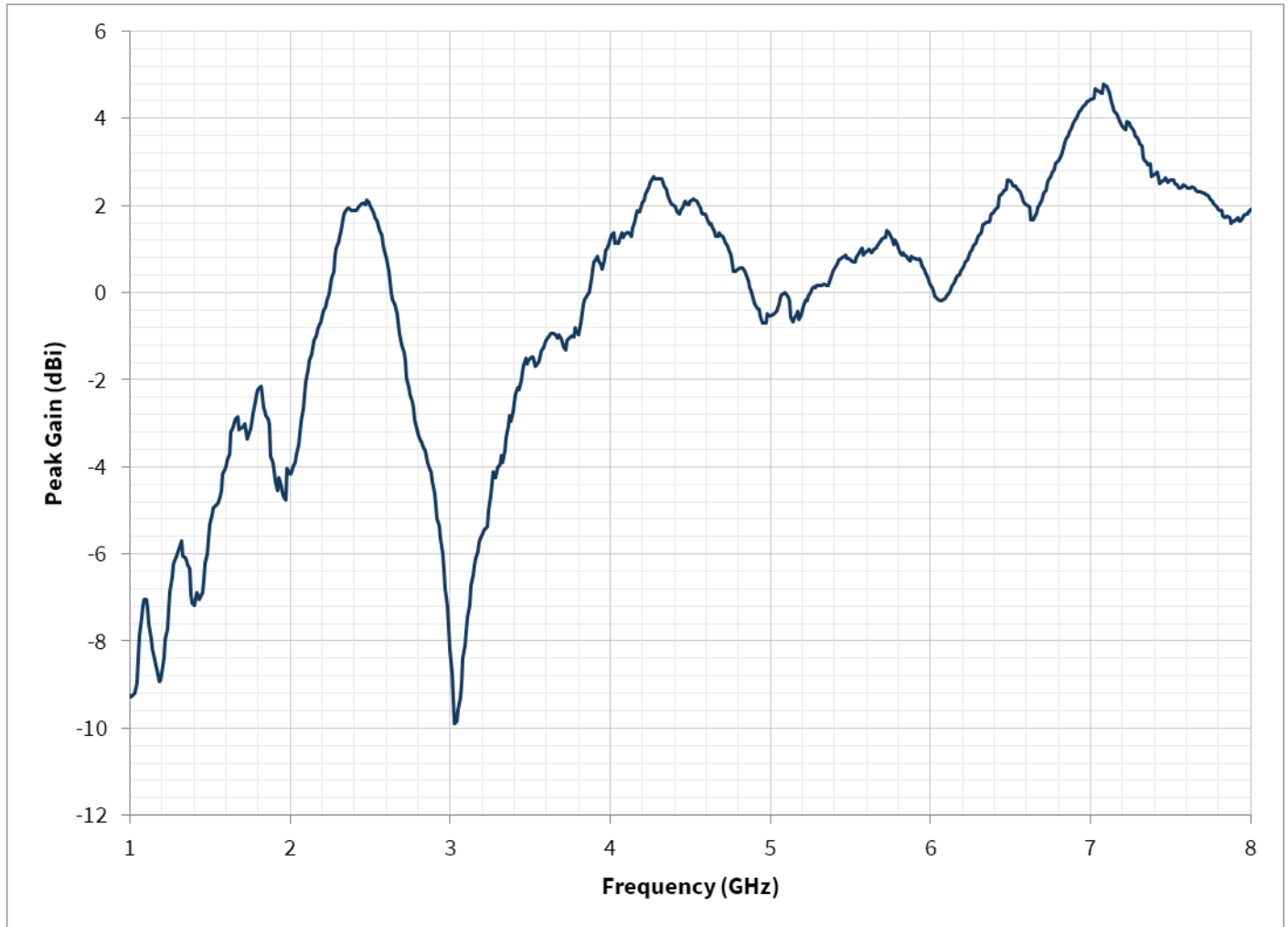


Table 11: 2.4 GHz Peak gain (dBi)


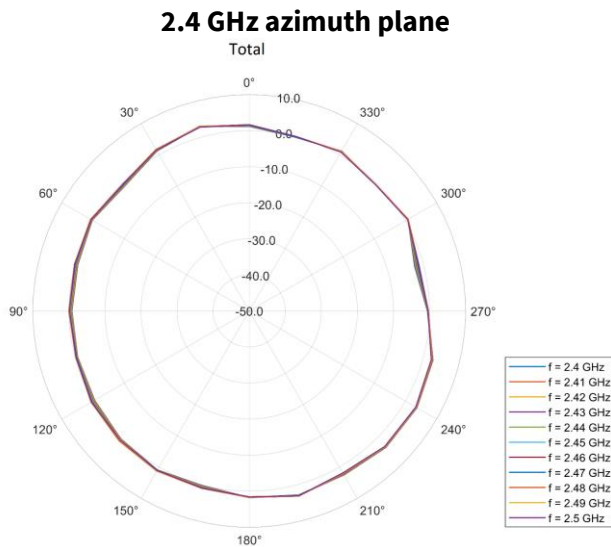
Frequency (MHz)	2400	2420	2440	2460	2480
Peak gain (dBi)	1.87	1.91	2.01	2.04	2.13

Table 12: 5 GHz Peak gain (dBi)

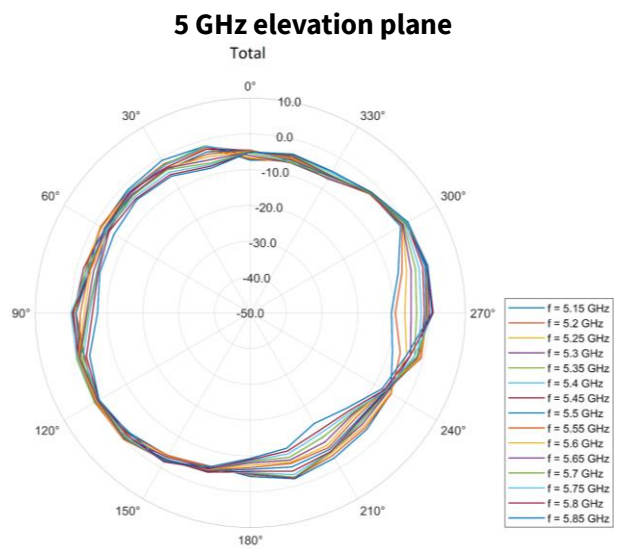
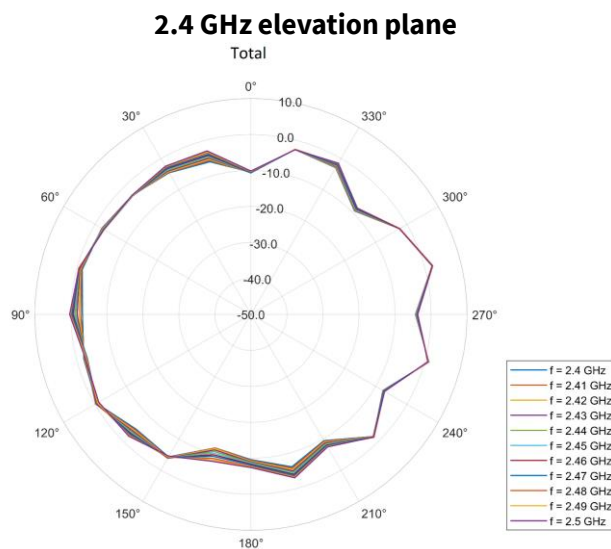
Frequency (MHz)	5150	5200	5250	5300	5350
Peak gain (dBi)	0.60	0.40	0	0.18	0.16
Frequency (MHz)	5400	5450	5500	5550	5600
Peak gain (dBi)	0.54	0.82	0.75	0.89	0.94
Frequency (MHz)	5650	5700	5750	5800	5850
Peak gain (dBi)	1.00	1.23	1.31	1.02	0.83

2.6 2D Radiation patterns

2.6.1 Azimuth plane



2.6.2 Elevation plane



RoHS Compliance

The part is compliant with the 2011/65/EU RoHS directive, as amended by Directive 2015/863/EU.

Contact Information

For the latest specifications, additional product information and support:

sales@quantalrf.com

Learn more at [quantalrf.com](https://www.quantalrf.com)

Disclaimer

Limited warranty and liability Information in this document is believed to be accurate and reliable. However, QuantalRF does not give any representations or warranties, expressed or implied, as to the accuracy or completeness of such information and shall have no liability for the consequences of the use of such information.

Right to make changes QuantalRF reserves the right to make changes to information published in this document, including without limitation specifications and product descriptions, at any time and without notice. This document supersedes and replaces all information supplied prior to the publication hereof.